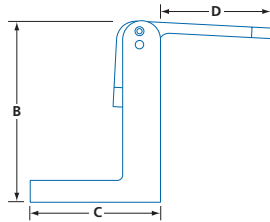
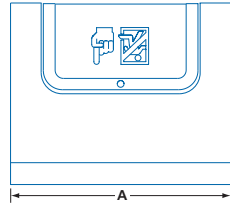


DOOR GUARDS & CHAINS

SECURITY HARDWARE

PRIVACY DOOR GUARD

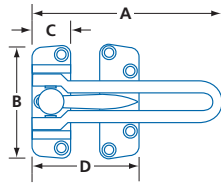



- Listed for use on fire rated openings (3 hrs)
- ADA Compliant
- Zinc die-cast body and latch
- Allows door to open 4°
- Silicone pads protect door and reduce noise
- Easy to install and operate
- Includes sheet-metal screws, machine screws and rivet nuts
- Rivet nut tool not included
- Non-listed model available (#PDG)

MODEL	FINISH	A	B	C	D	/BOX
PDGF PDG	15, 26D	2 ⁵ / ₈ (66.6)	2 ⁵ / ₃₂ (54.7)	1 ⁹ / ₁₆ (39)	1 ⁵ / ₁₆ (33)	10

IN (MM)

DOOR GUARD



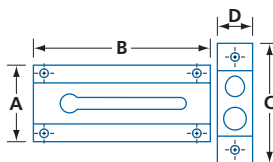

- High security zinc alloy door guard, supplied with mounting screws
- RH28 finish: antique brass, antique bronze, antique nickel, polished brass, polished chrome, satin chrome or satin nickel
- Protective edge plates for door guard RH28EP, 9/16 x 1 x 1 3/16" (14.3 x 25.4 x 30 mm) sold separately
- Finish: RH28EP: aluminum(C28), polished brass (C3)
AP34: satin chrome (626)



MODEL	FINISH	A	B	C	D	/BOX
RH28	AB, AN, BP, C11P, CHR, SC, SN	4 ¹ / ₄ (108)	2 ⁷ / ₁₆ (62)	1 ³ / ₁₆ (21)	2 ⁵ / ₈ (67)	10

IN (MM)

DOOR CHAIN



- Economical model plated steel chain guard with welded steel chain in poly bag
- Supplied with mounting screws
- Nickel plated (NP) finish

MODEL	CHAIN	A	B	C	D	/BOX
232.620NP	8 (203)	1 ⁷ / ₁₆ (36)	3 ³ / ₈ (86.0)	2 ⁵ / ₁₆ (58)	1 ¹ / ₁₆ (17.1)	10

IN (MM)

