



- Type** • Cylindrical lock
- Certifications** • Conforms to ANSI/BHMA A156.2, Series 4000, Grade 2
• cULus listed, 3hr fire-rating
• UL 10C Positive Pressure Rating
• 1 Year limited warranty
- Door Thickness** • 1 $\frac{3}{8}$ –1 $\frac{3}{4}$ " (35–44.5 mm)
- Handing** • Non handed
- Backset** • 2 $\frac{3}{4}$ " (70 mm)
• 2 $\frac{3}{8}$ " (60 mm) – available
• 3 $\frac{3}{4}$ " (95 mm) – available
• 5" (127 mm) – available
- Spring Latch** • Stainless steel, $\frac{1}{2}$ " (12.7 mm) throw
- Faceplate** • Mortise type, square corners
• 1 $\frac{1}{8}$ x2 $\frac{1}{4}$ " (28.5x57 mm)
• 2 $\frac{3}{8}$ " (60 mm) backset : 1 x 2 $\frac{1}{4}$ " (25.4x57mm)
- Strike** • ASA Strike
- Trim** • Brass or stainless steel knob*
• Brass or stainless steel rose*
• Rose diameter: 3" (76 mm)
- (*) Material dependant on finish.

- Chassis** • Concealed mounting plate and screws

- Preparation** • Cross bore: 2 $\frac{1}{8}$ " (54 mm)
• Edge bore: 1" (25.4 mm)

- Cylinder** • Solid brass, 6-pin
• Schlage "C" keyway, 2 keys
• Removable, rekeyable

Other keyways and keying options available, including CX5 high security

- | | | |
|------------------|------------------|------------------------|
| Functions | 10 Passage | 60 Store |
| | 15 Exit | 70 Classroom |
| | 17 Dummy, single | 79 Institution exit |
| | 32 Patio | 80 Storeroom* |
| | 42 Privacy | 82 Institution/utility |
| | 53 Entry* | 94 Hotel/motel |

(*) Available without core cylinder (LC)

- Finish** C3–Polished brass, C32D–Stainless steel










Other finishes available by special order

TL	53	B	C32D	238
SERIES	FUNCTION	STYLE	FINISH	OPTION ¹

(1) OPTION: 238 2-3/8IN (60MM) BACKSET LC–LESS CORE (53 & 80)

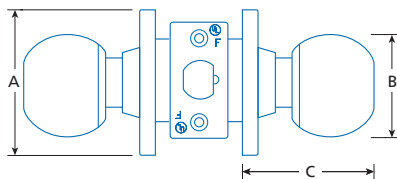


SELECTION GUIDE

SERIES	FUNCTION	STYLE	FINISH ¹	/ CASE
TL	10 Passage	B	C3, C32D	20
TL	15 Exit	B	C3, C32D	20
TL	17 Dummy, single	B	C3, C32D	40
TL	32 Patio (includes full-lip D-Strike)	B	C3, C32D	20
TL	42 Privacy	B	C3, C32D	20
TL	53 Entry 	B	C3, C32D	20
TL	53 LC Entry, housing only (less core) 	B	C32D	20
TL	60 Store 	B	C3, C32D	20
TL	70 Classroom 	B	C3, C32D	20
TL	79 Institution / exit 	B	C32D	20
TL	80 Storeroom 	B	C3, C32D	20
TL	80 LC Storeroom, housing only (less core) 	B	C32D	20
TL	82 Institution / utility 	B	C32D	20
TL	94 Hotel 	B	C3, C32D	20

(1) OTHER FINISHES AND FUNCTIONS AVAILABLE, MINIMUM ORDER QUANTITIES AND/OR ADDITIONAL DELIVERY TIMES MAY BE REQUIRED

 KEYED FUNCTION; FULL KEYING SERVICES AVAILABLE



	A	B	C
TL B	3 (76)	2 1/8 (57)	2 3/8 (67)

IN (MM)

PARTS & ACCESSORIES



9102

Full lip D-Strike, adjustable tab; square corners:
1 3/4 x 2 1/4" (44.5 x 57 mm)



9106

T-Strike, square corners:
1 1/8 x 2 3/4" (28.5 x 70 mm)



9106NH

T-Strike, no hole; square corners:
1 1/8 x 2 3/4" (28.5 x 70 mm)



ASA-T

ASA strike, adjustable tab; square corners



ASANH

ASA strike, no hole; square corners



TL020

Plastic spacer for latches with
1 x 2 1/4" (25.4 x 57 mm) faceplate



TL001

Passage latch: 2 3/8" (60 mm) backset,
1 x 2 1/4" (25.4 x 57 mm) faceplate



TL003

Passage latch: 2 3/4" (70 mm) backset,
1 1/8 x 2 1/4" (28.5 x 57 mm) faceplate



TL010

Privacy latch: 2 3/8" (60 mm) backset,
1 x 2 1/4" (25.4 x 57 mm) faceplate



TL002

Privacy latch: 2 3/4" (70 mm) backset,
1 1/8 x 2 1/4" (28.5 x 57 mm) faceplate



TL005

Deadlatch: 2 3/8" (60 mm) backset,
1 x 2 1/4" (25.4 x 57 mm) faceplate



TL004

Deadlatch: 2 3/4" (70 mm) backset,
1 1/8 x 2 1/4" (28.5 x 57 mm) faceplate



TL013

Backset extension to 3 3/4" (95 mm);
Use with 2 3/8" (60 mm) backset latch



TL014

Backset extension to 5" (127 mm);
Use with 2 3/4" (70 mm) backset latch

